

AUTOSERA[®] S TG-N

GLYCEROL BLANKING METHOD

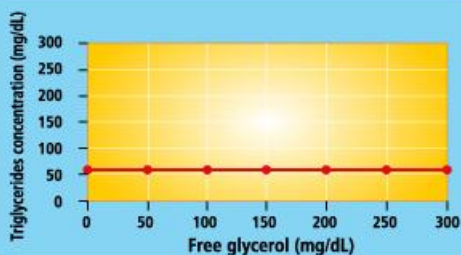
➔ Features:

- Free glycerol elimination method.
- Cross contamination blocking method.
- No interferences from substances in serum.
- Wide assay range.
- Stable liquid reagent.
- Ready to use reagent.
- Cost effectiveness.

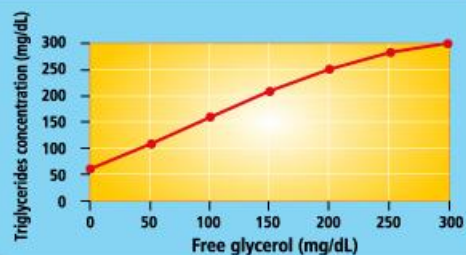
Since the free glycerol from nontriglyceride sources can interfere the triglyceride values, The Laboratory Standardization Panel of the National Institutes of Health National Cholesterol Education Program has recommended development of analytical methods for triglyceride that correct for free glycerol.

INFLUENCE OF FREE GLYCEROL ON TRIGLYCERIDE MEASUREMENT

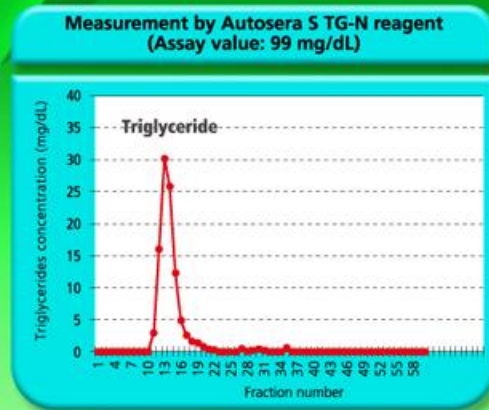
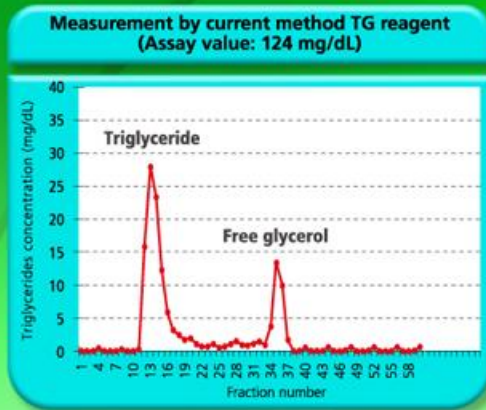
[Autosera S TG-N (Daiichi)]



[Current method]



Methods comparison on universal control



SOURCES OF FREE GLYCEROL

ENDOGENOUS

- Recent exercise
- Liver disease
- Diabetes mellitus
- Hemodialysis
- Stress

EXOGENOUS

- Parenteral Nutrition
- Glycerol containing intravenous medication
- Blood collection tube with glycerol coated stopper
- Hand lotion used by the laboratory personnel
- Laboratory detergent

Risk Factor	Diagnostic Criteria*
Triglyceride	≥ 150 mg/dL
HDL-C	
Male	< 40 mg/dL
Female	< 50 mg/dL
Abdominal obesity	Waist circumference
Male	≥ 90 cm
Female	≥ 80 cm
Blood pressure	130/85 mm HG
Fasting glucose	100 mg/dL

Package			
Product name			Package
AUTOSERA S	1	TG-N 1	85 mL x 4
TG-N	2	TG-N 2	45 mL x 4



Manufactured by:
SEKISUI
SEKISUI MEDICAL CO.,LTD.

Exclusive Distributor
summit
PT. SUMBERMITRA AGUNGJAYA
Tel. 62-21-4516728

Reference:
Grundy SM et al. Diagnosis dan management of the metabolic syndrome: an American Heart Association/National Heart, Lung, and Blood Institute Scientific Statement. *Circulation*. 2005; 112(17): 2735-2752.